

Maths Revision for Class 1(MCQ based questions)-Question Set 1

Choose the correct option

1. 1 more than 9 is

- a) 8
- b) 5
- c) 10
- d) 11

2. 3 less than 7 is

- a) 5
- b) 3
- c) 1
- d) 4

3. 6 tens and 8 ones is

- a) 86
- b) 68
- c) 66

d) 88

4. 4) Write the number "90" in tens and ones

a) 9 ones and 0 tens

b) 9 tens and 9 ones

c) 9 tens and 1 ones

d) 9 tens and 0 ones

5. 8 tens + 7 ones is

a) 78

b) 70

c) 87

d) 77

6. What is the correct number name for "88"?

a) Eight

b) Eighty

c) Eighty-eight

d) Eighty-seven

7. What is the correct number name for "50"?

a) Fifty

- b) Five
- c) Fifty
- d) Fifty-one

8. What number comes after 79?

- a) 78
- b) 97
- c) 70
- d) 80

9. What number comes before 61?

- a) 60
- b) 62
- c) 16
- d) 59

10. What number comes in between 49 and 51?

- a) 52
- b) 48
- c) 50
- d) 47

Class 1(Maths)
C.A.E.H.S(Primary sec)
Ch 7-Measurement(Answers of worksheets)

Class 1(Maths)
C.A.E.H.S(Primary sec)
Ch 7-Measurement(Worksheets)


File 19

Big vs. Small


1) Circle the smaller mug.




2) Circle the bigger stapler.




3) Circle the bigger pair of eyeglasses.



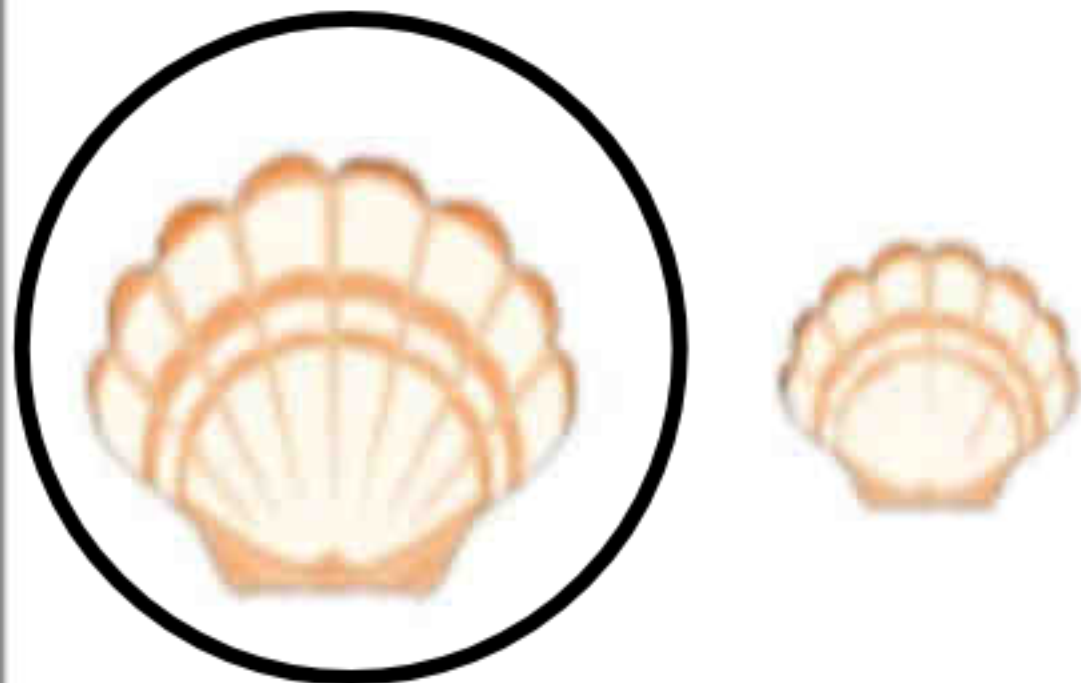
4) Circle the smaller pair of scissors.



5) Circle the smaller gift box.



6) Circle the bigger seashell.




Tall vs. Short (Circle the mentioned objects)

1) Which is shorter?



2) Which is taller?




3) Which is taller?



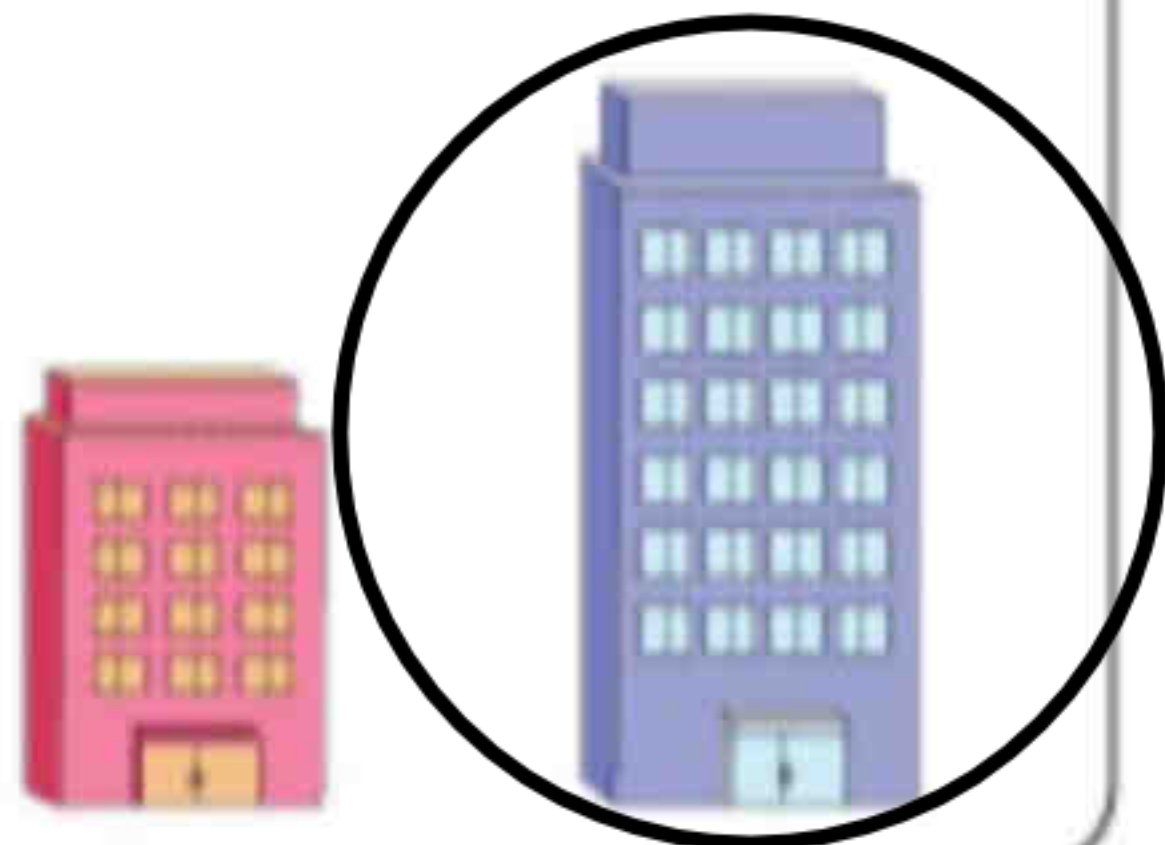
4) Which is shorter?



5) Who is shorter?





6) Which is taller?



Tick the heavier objects and cross out the lighter objects

1)

	
<input checked="" type="checkbox"/>	<input type="checkbox"/>

2)

	
<input type="checkbox"/>	<input checked="" type="checkbox"/>



3)

	
<input type="checkbox"/>	<input checked="" type="checkbox"/>

4)

	
<input checked="" type="checkbox"/>	<input type="checkbox"/>

5)

	
<input checked="" type="checkbox"/>	<input type="checkbox"/>

6)

	
<input type="checkbox"/>	<input checked="" type="checkbox"/>

Length measurement with paper clips

Measuring Objects using Paper Clips

Measure each object using paper clips.

1)  **7** paper clips

2)  **11** paper clips

3)  **2** paper clips

4)  **6** paper clips

5)  **8** paper clips


6)  **5** paper clips

7)  **9** paper clips

Count and write the number of blocks needed to measure the lengths of the given objects

Measuring Objects using Blocks

Measure each object using blocks.




5 blocks



10 blocks



12 blocks



4 blocks



8 blocks



9 blocks